

DuraKwik Stone

DuraKwik Stone is a new innovative line of faux stone panels that you can install yourself to create a professional look. Installation is simple, no mortar, requiring only basic tools like saw and screw drivers.

DuraKwik Stones are made with high density polyurethane foam and finished with layers of proprietary UV resistant coatings. All panels are molded off real stone to give you the realistic appearance. DuraKwik Stones are durable and resistant to weathering. Averaging about 1lb/ft², they are easy to install. The installation is not limited by the weather condition.

Features

- + Lightweight - Approx. 1lb/ft²
- + Easy to install - No mortar, installs with screws
- + Realistic appearance - molded off real stones
- + Interlocking edges
- + Resistance to UV/discoloration
- + Resistance to moisture
- + Resistance to extreme temperature variation
- + Resistance to salt water corrosion
- + Resistance to wind
- + R value = 4.3 per inch of thickness



Web: <https://www.durakwikstone.com>

Tel: 612-814-5267



Stacked Stone

Panel Dimension : 48" W x 13" H x 2" T

Corner Dimension : 13" H x 4" x 10"



310ATP



310VAP



310SNP




310YHP



Arizona Trail Panel : 310ATP



Corner : 310ATC



Volcano Ash Panel : 310VAP




Corner : 310VAC



Sierra Nevada Panel : 310SNP



Corner : 310SNC



Yosemite Hike Panel : 310YHP



Corner : 310YHC



310SNP



310ATP



310SNP



310VAP



310VAP

Ledgestone

Panel Dimension : 48" W x 13" H x 2" T

Corner Dimension 13" H x 4" x 10"



308VAP



308RBP



308ATP



308TFP



Volcano Ash Panel : 308VAP



Corner : 308VAC



Rocky Boulder Panel : 308RBP



Corner : 308RBC



Arizona Trail Panel : 308ATP



Corner : 308ATC



Taylors Falls Panel : 308TFP



Corner : 308TFC



308RBP



308RBC



308RBP



310YHP

Slatestone Contemporary

Panel Dimension : 48" W x 13" H x 1.5" T

Corner Dimension : 13"H x 4" x 10"



Coal Mine Panel : 301CMP



Corner : 301CMC

Ledger / Sill


Dimension : 48" L x 4" H x 2" W



Gray : 2001G



Black : 2001CM




Trim

Dimension : 48" L x 4" H x 2" W



Gray : 2002G



Black : 2002CM



Touchup Paint



See Table for Matching Product

Panel Picture	Panel Name	Panel Model #	Matching Accessories Model #
	Stacked Stone Panel Volcano Ash	310VAP	310VAC (corner) 2001G (sill) 2002G (trim) TP-001 (touchup paint)
	Stacked Stone Panel Arizona Trail	310ATP	310ATC (corner) 2001G (sill) 2002G (trim) TP-001 (touchup paint)
	Stacked Stone Panel Sierra Nevada	310SNP	310SNC (corner) 2001G (sill) 2002G (trim) TP-002 (touchup paint)
	Stacked Stone Panel Yosemite Hike	310YHP	310YHC (corner) 2001G (sill) 2002G (trim) TP-003 (touchup paint)
	Ledgestone Panel Volcano Ash	308VAP	308VAC (corner) 2001G (sill) 2002G (trim) TP-001 (touchup paint)
	Ledgestone Panel Rocky Boulder	308RBP	308RBC (corner) 2001G (sill) 2002G (trim) TP-001 (touchup paint)
	Ledgestone Panel Arizona Trail	308ATP	308ATC (corner) 2001G (sill) 2002G (trim) TP-001 (touchup paint)
	Ledgestone Panel Taylors Falls	308TFP	308TFC (corner) 2001G (sill) 2002G (trim) TP-004 (touchup paint)
	Slatestones Contemporary Panel Coal Mine	301CMP	301CMC (corner) 2001CM (sill) 2002CM (trim) TP-005 (touchup paint)